



BY APPOINTMENT TO
THE ROYAL DANISH COURT

CARL HANSEN & SØN



MARIANNE TUXEN

MT221 TULIP PENDANT



CARL HANSEN & SØN PRESENTS THE TULIP PENDANT BY MARIANNE TUXEN

Marianne Tuxen created the Tulip Pendant in 2022 for the restoration of the Carlsberg Academy, which used to be the villa and home of J.C. Jacobsen, the founder of Carlsberg. Inside the academy is The Pompeii Hall, for which the pendant was designed, a remarkable room inspired by ancient Italy with its conservatory, glass ceilings and pillared courtyard.

Blending classic elegance with modern aesthetics, the pendant is now available for a broader audience. The pendant comes in two sizes, Ø17 cm and Ø36 cm, and hangs beautifully either on its own or in clusters and can be used in both private and public environments.



MARIANNE TUXEN
B. 1958

The Danish designer Marianne Tuxen strives to create beautiful experiences with her light fixtures, guided by the belief that light has the power to transform everything. Her mode of expression strives towards simplicity and logic, resulting in products that are functional and harmonious in almost any context. The quality of light serves as her constant inspiration, as she experiments with curves, proportions, materials, surfaces, colours, light, and shadow to craft light fixtures that create a perfect ambience.

Born in Copenhagen, Tuxen discovered her passion for drawing and design early in life. After studying at the Royal Danish Academy of Fine Arts' School of Architecture in Copenhagen, Tuxen established her own design agency in 1988: Tuxen Design, which specialises in lighting. Her ideas and designs have won several design awards, both in Denmark and abroad, and her works can be experienced at the following institutions: CPH Airport, Novo Nordisk Foundation, Den Frie Centre of Contemporary Art, Carlsberg Foundation, and Rockwool Foundation.

MATERIALS

Understated in its design, the Tulip Pendant blends seamlessly into its surroundings, adding a touch of modernity and simplicity with an opal white glass shade that mimics the characteristic petals of a tulip.

The glossy shade, which is mouth-blown in three layers of glass, provides a uniform, glare-free light, while the small aperture at the bottom provides downward task lighting. The precise, solid brass suspension is designed to merge with the shade to form a perfect, organic whole.

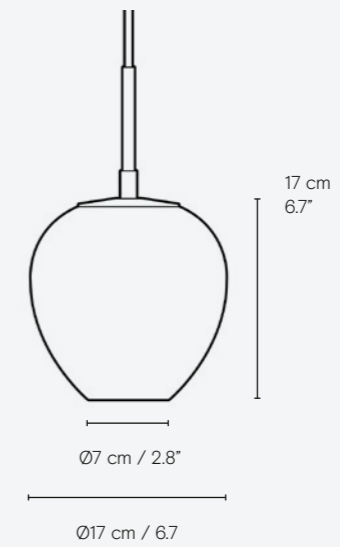
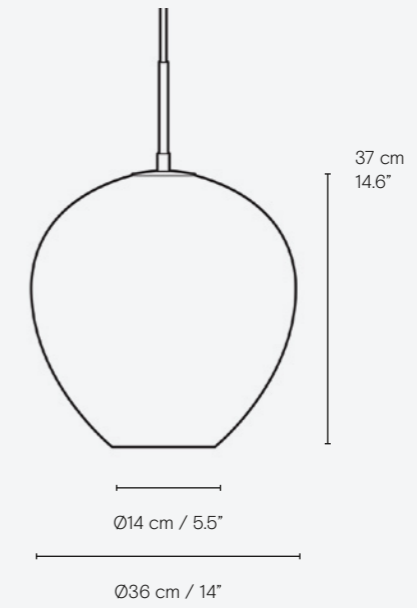




MT221 TULIP PENDANT MARIANNE TUXEN


TOP USPs:

- Understated and elegant pendant
- The mouthblown shade provides a soft, glare-free light
- The small aperture in the bottom allows for a downward task lighting
- Can hang on its own or in clusters
- Available in two sizes
- Suitable for private or public use



SPECIFICATIONS

Bulb	Dimmable function	Cord	Suspension	Socket	Max watt
not included	none	3M white fabric cord	not included	E27	13W
Voltage Frequency		Electric shock protection	Ingress protection		
Max. 220-240V/50-60HZ		Class II	IP20		

TOP:  SOLID BRASS

SHADE:  GLASS

MT221 TULIP PENDANT
LIGHTING AND DISPLAY



